
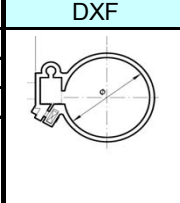
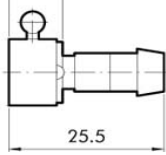

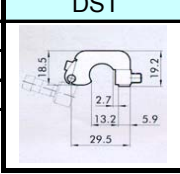
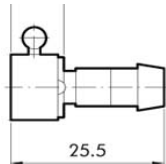




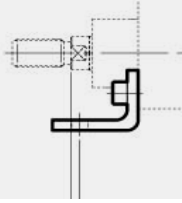
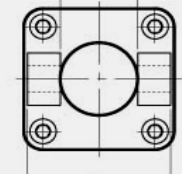
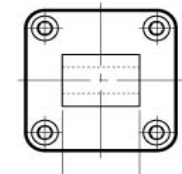
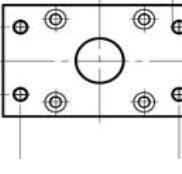
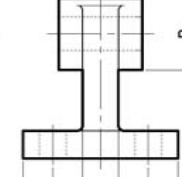
LISTADO DE SENSORES MAGNETICOS Y SUS BASES

SENSOR MAGNETICO Y SU BASE DE FIJACION

TIPO DE CILINDRO	CODIGO	DESCRIPCION	TIPO DE BASE
 CILINDRO ISO 6432	W0950000201	Sensor Mag. ISO Conector/0-220 VAC	DXF 
	W0950000202	Sensor Mag. ISO Cable/0-220 VAC	
	W0950000222	Sensor Mag. ISO Conector/PNP/0-30 VDC	
	W0950000232	Sensor Mag. ISO Conector/NPN/0-30 VDC	
			
 CILINDRO ISO 6431 ESTANDAR	W0950000201	Sensor Mag. ISO Conector/0-220 VAC	DST 
	W0950000202	Sensor Mag. ISO Cable/0-220 VAC	
	W0950000222	Sensor Mag. ISO Conector/PNP/0-30 VDC	
	W0950000232	Sensor Mag. ISO Conector/NPN/0-30 VDC	
			
 CILINDRO ISO 6431 PERFIL RANURADO	W0952025390	Sensor Mag. ISO A Cable/PNP/0-30 VDC	SIN BASE
	W0952029394	Sensor Mag. ISO A Conector/PNP/0-30 VDC	
	W0952022180	Sensor Mag. ISO A Cable/3-30 VAC	
	W0952028184	Sensor Mag. ISO A Conector/3-30 VAC	
	W0950000160	RAIL PARA RANURA PORTA SENSOR	
 CILINDRO COMPACTO	W0950025390	Sensor Mag. ISO CC Cable/PNP/0-30 VDC	SIN BASE
	W0950029394	Sensor Mag. ISO CC Conector/PNP/0-30 VDC	
	W0950022180	Sensor Mag. ISO CC Cable/3-30 VAC	
	W0950028184	Sensor Mag. ISO CC Conector/3-30 VAC	
	W0950000160	RAIL PARA RANURA PORTA SENSOR	

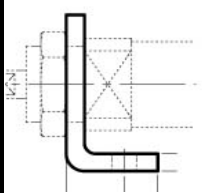
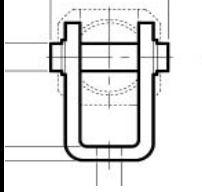
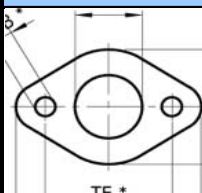
LISTADO DE ACCESORIOS CILINDROS NORMALIZADOS

FIJACIONES PARA CILINDROS NORMALIZADOS "ISO 6431"

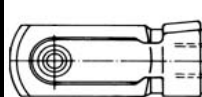
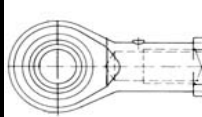
FOTO	CODIGO	MODELO	USO Y ADICIONALES
PIES			
	W0950322001	A-032	TIENE QUE SER MONTADO EN PAREJAS. INCLUYE DOS TORNILLOS
	W0950402001	A-040	
	W0950502001	A-050	
	W0950632001	A-063	
	W0950802001	A-080	
	W0951002001	A-100	
	W0951252001	A-125	
FIJACION OSCILANTE TRASERA HEMBRA (CHARNELA)			
	W0950322003	B-032	TIENE QUE SER MONTADO EN UNION A LA CONTRACHARNELA "GS". INCLUYE PASADOR, 2 PRISIONEROS, 4 TORNILLOS Y 4 ARANDELAS DE PRESION
	W0950402003	B-040	
	W0950502003	B-050	
	W0950632003	B-063	
	W0950802003	B-080	
	W0951002003	B-100	
	W0951252003	B-125	
FIJACION OSCILANTE TRASERA MACHO			
	W0950322004	BA-032	INCLUYE PASADOR, 2 PRISIONEROS, 4 TORNILLOS Y 4 ARANDELAS DE PRESION
	W0950402004	BA-040	
	W0950502004	BA-050	
	W0950632004	BA-063	
	W0950802004	BA-080	
	W0951002004	BA-100	
	W0951252004	BA-125	
BRIDA			
	W0950322002	C-032	SE PUEDE MONTAR EN LA CULATA DELANTERA O EN LA TRASERA. INCLUYE 4 TORNILLOS.
	W0950402002	C-040	
	W0950502002	C-050	
	W0950632002	C-063	
	W0950802002	C-080	
	W0951002002	C-100	
	W0951252002	C-125	
CONTRACHARNELA			
	W0950322108	GS-032	INCLUYE 4 TORNILLOS Y 4 ARANDELAS DE PRESION
	W0950402108	GS-040	
	W0950502108	GS-050	
	W0950632108	GS-063	
	W0950802108	GS-080	
	W0951002108	GS-100	
	W0951252008	GL-125	

LISTADO DE ACCESORIOS CILINDROS NORMALIZADOS

FIJACIONES PARA CILINDROS NORMALIZADOS "ISO 6432"

FOTO	CODIGO	MODELO	USO Y ADICIONALES
PIES			
	W0950080001	A-8/10	
	W0950120001	A-12/16	
	W0950200001	A-20/25	
FIJACION OSCILANTE TRASERA			
	W0950080005	BC-8/10	
	W0950120005	BC-12/16	
	W0950200005	BC-20/25	
BRIDA			
 <p>TF *</p>	W0950080002	C-8/10	
	W0950120002	C-12/16	
	W0950200002	C-20/25	

FIJACIONES DEL EJE

	CODIGO	MODELO	USO Y ADICIONALES
HORQUILLA			
	W0950080020	GK-M 008/10	INCLUYE PASADOR
	W0950120020	GK-M 012/16	
	W0950200020	GK-M 020	
	W0950322020	GK-M 025/32	
	W0950402020	GK-M 040	
	W0950502020	GK-M 050/63	
	W0950802020	GK-M 080/100	
	W0951252020	GK-M 125	
W0951602020	GK-M 160/200		
ROTULA			
	W0950080025	GA-M 008/10	
	W0950120025	GA-M 012/16	
	W0950200025	GA-M 020	
	W0950322025	GA-M 025/32	
	W0950402025	GA-M 040	
	W0950502025	GA-M 050/63	
	W0950802025	GA-M 080/100	
	W0951252025	GA-M 125	
W0951602025	GA-M 160/200		